

# DC550

Document camera / Visualiser

Visualise ultra detail  
for easy learning



8mp camera



XGA, UXGA, 720 and 1080 support



Full A3 420 x 297 mm (16.5" x 11.7")



Full SD card support for both Images  
and video saving



Built-in speaker



Built-in microphone



Image save at 0.8MP, 2MP,  
5MP, 8MP resolutions



The new DC550 document camera is capable of delivering incredible high image quality with its 8MP camera, direct HDMI output at 30fps, full A3 shooting area, and 17x optical zoom.

## Visualise Ultra high detail for easy learning

When it comes to teaching people, it's the detail that counts and more is always better. Being able to share your ideas and knowledge with a large audience can be difficult - but a huge benefit.

With the New Optoma DC550, you simply position items under the camera, connect it to a projector or panel and show everything on the big screen live as it happens. Information becomes clear and everyone shares your vision.

The DC550 features an 8-megapixel sensor, 17x optical zoom and up to 30 frames-per-second video (at full resolution) for stunning image quality and performance allowing you to see detail often not visible to the human eye. Take photos or video using the camera functions and include them in future presentation – it's all so easy.

Create more engaging lesson content by easily capturing images up to A3, video and audio with the DC550 Document Camera. You can even take a video of a science experiment with the document camera, save them on your PC/Laptop via USB or save to a SD Card and use in your next class and students can record their demonstrations during presentations for later review.

The DC550 is powerful, robust and full of useful features that will revolutionise any classroom lessons or meeting room presentations.

DC550 – Enhancing the way we communicate

## Easy operation

The DC550 is simple to use and easy to understand. Just turn on the document camera (visualiser) connect it to a projector or panel and you are ready to go.

Unlike many other document cameras, the main controls are on the base unit, so you can operate the document camera with or without its remote control.



### Amazing image quality

Display more detail with the 8 megapixel CMOS sensor, 17x optical zoom and 1080i/p output (HDMI) on the DC550.

### Exceptionally smooth video performance

Up to 30 frames-per-second video at full resolution.

### HDMI in/out

Have a high definition projector or panel? The DC550 has both HDMI in and out, allowing convenient signal pass through connectivity.

### VGA in/out

DC550 also has VGA input and output to allow you to connect to legacy VGA devices where HDMI is unavailable

### Rotating camera lens

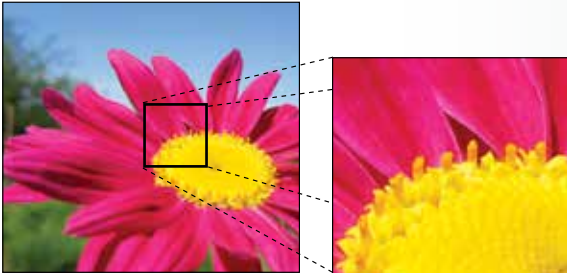
The rotating camera lens and SMART DC software enables easy set up and flexibility regardless of the image capture and display orientation



### Amazing image quality

Display ultra detail with the latest 8MP CMOS sensor and full 1080 output.

Powerful 17x zoom or 544x total zoom capabilities for ultra high detail.



### Record full-motion video upto 30fps

Amazing quality image and video performance helps you to attract your audience's attention effectively



### Save images and video to SD card

Easily save images and video directly to SD/SDHC card, and recall your saved content from SD card anytime, without connecting the document camera to a PC or laptop.

Images can be saved at 2, 5 or 8MP for maximum flexibility and image quality.

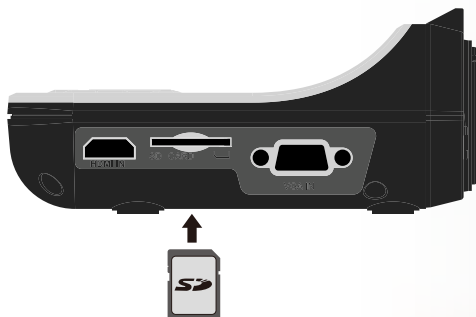


Image	Dimensions	File size
0.8MP	1024 x 678	208Kb
2MP	1600 x 1200	516Kb
5MP	2560 x 1920	1.29Mb
8MP	3264 x 2448	1.79Mb



### Capture it, save it, display it...

By pressing the "SNAP" button on the remote control or base unit, you can instantly save images and video to SD card, and review them immediately using the playback function on the DC550, or store them on your PC/laptop using the supplied USB cable and software.

### Flexible folding arm

Capture your images from the perfect angle with the DC550's foldable arm and turnable camera head.



### Picture-in-picture, capture, freeze, rotation, flip

With the DC550 you have ultimate control. Take a freeze frame so that you can hand out the original, compare items using Picture-in-Picture (PiP), rotate and flip the image; it's all easy for the Optoma DC550 document camera (visualiser).

### Record audio and video

The built-in microphone on the DC550 enables you to record video with audio, perfect for creating multimedia content for lessons and student presentations.

### LED illumination

The DC550 comes with a highly sensitive camera, able to capture images even in low light. Sometimes though, you still need a little extra illumination, so DC550 comes with eco-friendly LED lamps which are cool to the touch, and may be set to three different brightness levels.



### Smart DC software

By connecting DC550 to a Mac or PC using the supplied USB cable and the Smart DC software, you can instantly share and edit together as a class using the Smart DC software's enhanced drawing and annotation tools. Create video clips for your lessons quickly and easily using the Smart DC recording feature and save to PC, Mac, or SD card.

DC550 can also be used with Skype, allowing you to connect and share your ideas remotely.



Smart DC is compatible with:
















- Mac OSX 10.7 or above.
- Windows 7, 8, 8.1 or 10.

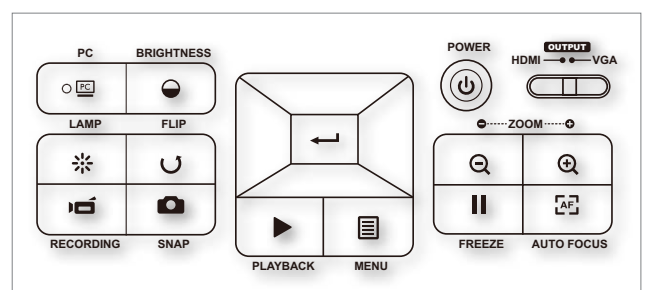


## DC550 Connections














1. HDMI In
2. SD card slot
3. VGA In
4. DC 5V power socket
5. USB Port
6. VGA Out
7. HDMI Out

## DC550 Control panel

-  Power On/Off.
-  Invert image 180°
-  "Freeze" the current image or "Pause" the clip while playing video
-  Capture a still image
-  Show or hide menu
-  Direction keys
-  Zoom out
-  Zoom in
-  One-time auto focus
-  Pass the signal from PC
-  Show/hide brightness adjustment bar
-  Turn on/off the LED lamp and adjust the brightness
-  Record a video clip
-  Enter playback mode to display recorded still images and video clips
-  HDMI - VGA Output switch



## DC550 Remote

-  Brightness hotkey
-  Power on / off
-  Freeze current image. \* Pause the clip while playing videos
-  Show or hide on-screen icons
-  To show or hide OSD menu
-  Enter playback mode to display recorded pictures and video clips
-  Invert image 180°
-  Select and adjust
-  Record a video clip
-  Capture a still image
-  Zoom out / Zoom in
-  One-shot auto focus
-  Use the level bar to adjust the focus manually
-  2X or 4X digital zoom
-  Highlight function on / off
-  Mask function on / off
-  Macro / Normal switch
-  Adjust highlighted / masked area size
-  Set color for highlighted / masked area
-  Increase / decrease volume.
-  Picture in Picture function on / off \*for displaying a still image as an insert while displaying another image





## DC550 specifications

Image sensor	1/3.2" CMOS colour sensor
Total pixels	8M pixels
Output resolution	XGA/720p/1080i/p
Zoom	544x total zoom (17x optical zoom / 8x digital zoom, 4x Mechanical Zoom)
Frame rate	30fps (max.)
Focus	Auto / Manual
Shooting area	A3 landscape (297 x 420 mm) (11.7 x 16.5 ins)
Image rotation	Software rotation 0° / 90° / 180° / 270°
Rotating lens	90° / 180° / 270° / 360° Degrees
Recording	Yes (to SDHC card)
Internal storage	Built-in memory 128Mb
External storage	SDHC (32GB max.)
Image effects	Graphic / Text / B&W / Negative / Mirror / Freeze / Sketch
White balance	Auto / Manual (Auto, Fluorescent, Tungsten and Custom)
Presentation tools	Yes (Smart DC) for Windows and Mac OSX
Split screen	Yes (vertical & horizontal)
Picture-in-picture	Yes
Still Image resolution	8MP / 5MP / 2MP
Image control	Freeze / Highlight / Mask / Flip / PIP / Slideshow
Capture mode	Single / Continuous
Flicker filter control	Yes (50/60Hz)
Remote control	Yes (full function)
Light source	Embedded LED lamp (3x brightness settings)
VGA output	Yes
VGA pass through	Yes
HDMI	Yes
HDMI pass through	Yes
USB 2.0 port	Yes (PC camera / built-in image download)
Audio input	Built-in MIC
Audio output	Built-in speaker
Clock	Built-in
Microscope adaptor	Yes (Ø28mm ,Ø31mm, Ø33mm, Ø34mm eyepieces)
On-screen menu	Yes (control from remote or base unit) (English, French, Deutsch, Spanish)
VISA mounting	75mm VISA mount holes
Software languages	English, Deutsch, French and Spanish
dimensions (W x H x D)	Operating: 80 x 423 x 520mm Folded: 80 x 166 x 350mm
Net weight	2.39kg
Power source	DC 5V, 100-240V, 50-60Hz
In the box	DC550 Visualiser, power cord (UK/ EU), power adapter, HDMI cable, VGA cable, USB cable (2.0a), microscope adapters (Ø28mm ,Ø31mm, Ø33mm, and Ø34mm eyepieces), remote control, user manual / software (CD)

