

# 4 COLLABORATE

with ELMO Huddle Space



## Collaboration Hub

- Ideal for BYOD Group presentation
- Lesson capture function (Audio & Video)
- Works with iPad, Chromebook, Windows, Mac, Android etc.

### HS-G1

HDMI / DC 5V / RGB Outputs



### HS-G2

HDMI / DC 5V / RGB / Audio / USB Outputs

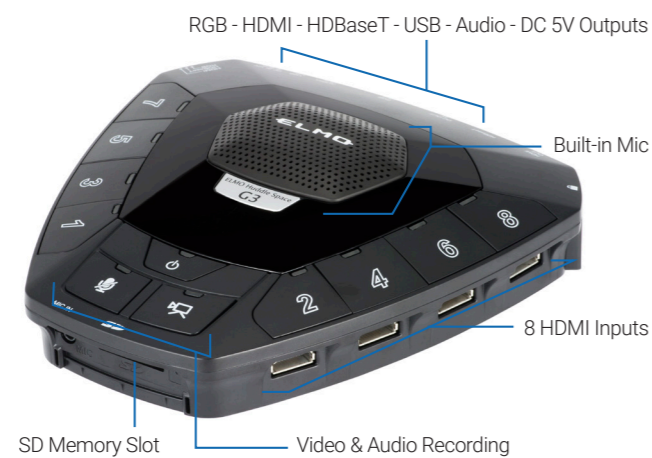


### HS-G3

HDMI / HDBaseT / DC 5V / RGB / Audio / USB Outputs



### Battery Pack (Optional)



## Specification

	G1	G2	G3
<b>INPUTS</b>			
External Mic Input	✗	✓	✓
HDMI Input X8	✓	✓	✓
Microphone (Built-in)	✓	✓	✓
DC Input 12v	✓	✓	✓
<b>OUTPUTS</b>			
HDMI Output	✓	✓	✓
HDBaseT Output	✗	✗	✓
DC 5V Output	✓	✓	✓
RGB Output	✓	✓	✓
Audio Output	✗	✓	✓
USB	✗	✓	✓
SD Card Slot	✓	✓	✓
<b>FUNCTIONS</b>			
Playback Feature	Via Media Player On Computer		
Remote Control Operation	✗	✓	✓
Mass Storage Mode	✗	✓	✓
Video & Audio Recording	✓	✓	✓
Battery Pack (Optional)	✓	✓	✓

## Choose your ELMO Visualiser



MODEL	MX-1	LX-1/TX-1 (Wireless)	L-12iD	P10HD/ P30HD	P100HD
Image pick-up device	1/3.1" CMOS, 13M pixels	1/2.8" CMOS, 13M pixels	1/2.8" CMOS, 3.4M pixels	1/2.8" CMOS 3.4M pixels	1/2.8" CMOS, 3.4M pixels
Output resolution	13M, 4K, 3M, 1080i, 720p, WXGA, XGA, VGA	1080i, 720p, XGA	1080p, 720p, SXGA, WXGA, XGA	1080p, 720p, SXGA, WXGA, XGA	1080p, 720p, SXGA, WXGA, XGA
Frame rate	Max. 60 fps (@1080p)	30 fps	30 fps	30 fps	30 fps
Zoom	8x digital	12x optical, 8x digital	12x optical, 8x digital	16x optical, 8x digital	16x optical, 8x digital
Focus	One-push AF	Manual/Zoom Sync	Auto/Manual/Zoom Sync	Auto/Manual/Zoom Sync	Auto/Manual/Zoom Sync
Image save	To Computer (via USB 3.0)	To Computer (via USB)	SD card, USB memory stick	SD card, USB memory stick	SD card, USB memory stick
Web-cam (UVC) function	YES	YES	YES	NO	NO
Output terminals	RGB, HDMI (on Connect Box)	RGB, HDMI	RGB, HDMI, Audio	RGB, HDMI, Audio	RGB, HDMI, Audio
Input terminals	NO	NO	RGB, HDMI, Audio	RGB, Audio	RGB x 2, HDMI x 2, Audio
Ext. control terminals	USB 3.0	USB	USB	USB/ USB & RS-232C	RS-232C, USB, LAN
LED light	YES (Upper light)	YES (Upper light)	YES (Upper light)	YES (Upper light)	YES (Upper & Base light)
Built-in monitor	NO	NO	NO	NO/YES	YES (Touch panel)
Built-in microphone	NO	NO	YES	YES	YES
Remote control	NO	NO	YES	YES	YES
Power consumption	3.2W	7W	16.2W	21.6W/23.5W	26.4W
Weight	470g (MX-1 main unit)	Approx. 2.4kg	Approx. 3.0kg	4.6kg/4.7kg	Approx. 7.9kg



### CRA-1 Wireless Tablet

Operating Temperature	0° to 40°	Continuous Operation Time	Approx. 1.6 hours
Wireless Band	2.4GHz	Auto Power off Time	30 Minutes
Wireless Range	Approx. 15m	Full Charging Time	Approx. 4 hours
Power Supply	Lithium-ion Battery	Weight	670g



### ELMO Interactive Toolbox Software

Operating System	Windows, Mac OS, iOS	Hard Disk	min. 1GB
CPU	Intel Core2 Duo 2GHz or above	Display Resolutions	1024 x 768 or above
Memory	2GB or above	USB	USB 2.0 Hi Speed

## Accessories



### CRB-1 Interactive Pen Bundle

CRB-1 INTERACTIVE PEN	
Dimensions	152mm x25mm
Weight	34g
Power	AA battery
Auto Power off Time	150 seconds

SENSOR BAR	
Work area	1800mm x 1200mm
Positional accuracy	1mm
Tracking frequency	60rps
Temperature	0° to 35°
Dimensions	227mm x 43mm x 11mm
Weight	75g (Only the sensor bar)
Power	USB
Power consumption	0.5w

WIRELESS SENDER	
Dimensions	53mm x 44mm x 25.2mm
Weight	26g
Wireless band	2.4GHz
Communication Distance	15m
Power	AC adapter (AC100V-240V/50/60Hz)

# ELMO Classroom Solutions

## Visualiser and Interactive Classroom Solutions



## PRESENT

## INSTRUCT

## COLLABORATE



UniKomp.pl

Nowe Technologie IT

ul. Dworcowa 8  
43-200 Pszczyna  
sklep@unikomp.pl  
www.wyswietlanie.pl

Telefony  
(32) 210 22 11  
(32) 326 33 00  
(32) 212 88 22

**ELMO**  
CONNECTING MINDS



**ELMO EUROPE HQ**  
12 Place de La Défense  
92974 Paris La Défense  
CEDEX, FRANCE  
TEL : +33 (0)1 73 02 67 03  
FAX : +33 (0)1 73 02 67 10  
www.elmoeurope.com  
info@elmoeurope.com

**GERMAN BRANCH**  
Hansaallee 201, Haus 1  
40549 Dusseldorf, Germany  
TEL: +49 (0)211 544756 40  
FAX: +49 (0)211 544756 60  
www.elmo-germany.de  
info@elmo-germany.de

**MIDDLE EAST BRANCH**  
P.O. Box 371556. 5WA-129,  
Dubai Airport Free Zone  
Dubai, United Arab Emirates  
TEL: +971-(0)4-260-2390  
FAX: +971-(0)4-260-2392  
www.elmoeurope.com  
Tariq@elmoeurope.com





# 1 PRESENT

with ELMO Visualiser



**PRESENT** a clear image of all teaching materials



## Magnification with Clarity

The high quality and powerful zoom of ELMO visualiser enables you to capture every detail of your teaching materials.

## Flexible Camera Design

The adjustable camera head and arm allows you to project material from various angles.

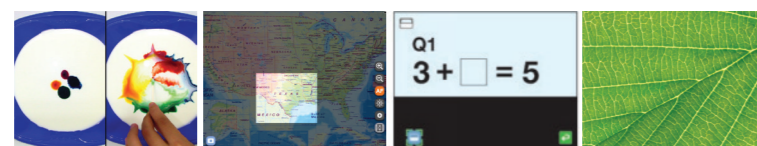



## Capture & Record

The ELMO visualiser allows still images and video files to be saved on an external memory.

## PC-Free Presentation Tools

You can wirelessly control the ELMO visualiser's interactive presentation functions by using the provided remote control.



## Customize Your Classroom



ELMO + Projector



ELMO + LCD Monitor



ELMO + Interactive Whiteboard

\*L-12iD, P10HD, P30HD, and P100HD models

# 2 INSTRUCT

with Wireless Tablet or Interactive Pen



**INSTRUCTING** with ELMO Classroom Solutions



## PC-FREE Interactive Solution

The CRA-1 Wireless Tablet works directly with the ELMO Visualiser\* using its built-in software. Teachers no longer need to wait for software to load onto their computer for interactive teaching!"



or



## Plug & Play, Easy Set-up



## PC-FREE Interactive Solution



\*L-12iD, P10HD, P30HD, and P100HD models

# 3 INTERACT

with Computer and EIT Software



## ELMO Interactive Toolbox Software

EIT (ELMO Interactive Toolbox Software) is a complimentary software for the ELMO visualiser & classroom solutions



## Present & Annotate

### Visualiser Mode

Display your visualiser's live image and remotely control the visualiser.

### Whiteboard Mode

Select the whiteboard as a background and add lesson notes.

### Computer Access Mode

Switch to your PC screen to show other digital teaching content such as a PPT or internet resource.

### Annotation Feature

Allows you to annotate over any image to add to for your lesson.

EIT software supports more interactive functions such as insert images, stamps, or add sticky notes.


## Create & Review

### Image Capture

Allows you to capture your lesson at the click of a button.

### Video Recording

Allows you to record video and time lapse video.



### Show Created Teaching Materials

Use your saved recordings and images to review with your class.

\*L-12iD, P10HD, P30HD, and P100HD models

\*L-12iD, P10HD, P30HD, and P100HD models