

SP-1800 OWNERS MANUAL




www.visionaudiovisual.com/techaudio/sp-1800

DECLARATION OF CONFORMITY


Where applicable Vision products are certified and comply with all known local regulations to a 'CB Certification' standard. Vision commits to ensure all products are fully compliant with all applicable certification standards for sale in the EU and other participating countries.

The product described in this owner manual is in compliance with RoHS (EU directive 2002/95/EC), and WEEE (EU directive 2002/96/EC) standards. This product should be returned to the place of purchase at the end of its useful life for recycling.


WARNINGS




CAUTION
RISK OF ELECTRIC SHOCK
DO NOT OPEN



CAUTION: TO REDUCE THE RISK OF ELECTRIC SHOCK DO NOT REMOVE COVER (OR BACK). NO USER-SERVICEABLE PARTS INSIDE. REFER SERVICING TO QUALIFIED SERVICE PERSONNEL.

 The lightning flash with arrowhead symbol, within an equilateral triangle, is intended to alert the user to the presence of uninsulated "dangerous voltage" within the product's enclosure that may be of sufficient magnitude to constitute a risk of electric shock to persons.

 The exclamation point within an equilateral triangle, is intended to alert the user to the presence of important operating and maintenance (servicing) instructions in the literature accompanying the appliance.

WARNING: TO REDUCE THE RISK OF FIRE OR ELECTRIC SHOCK, DO NOT EXPOSE THIS APPLIANCE TO RAIN OR MOISTURE.

All products are designed and imported into the EU by 'Vision' who is wholly owned by 'Azlan Logistics Ltd.', Registered in England Nr. 04625566 at Lion House, 4 Pioneer Business Park, Clifton Moor, York, YO30 4GH. WEEE Registration: GD0046SY



DECLARATION OF ORIGIN

All Vision products are made in the People's Republic of China (PRC).

PLACE OF INSTALLATION

Avoid installing this product under the following conditions:

- Moist or humid places
- Places exposed to direct sunlight or close to heating equipment
- Extremely cold locations
- Places subject to excessive vibration or dust
- Poorly ventilated places

Do not expose this product to dripping or splashing. **DO NOT PLACE OBJECTS FILLED WITH LIQUIDS ON OR NEAR THIS PRODUCT!**

PACKAGING

Save all packing material. It is essential for shipping in the event the unit ever needs repair.

NOTE: If original packaging is not used to return the unit to the service centre, damage in transit will not be covered by warranty.

POWER HANDLING

Power rating with regards to loudspeakers denotes how much power the loudspeaker can handling for a sustained period of time without distortion. These speakers are rated to accept up to 50 watts RMS.

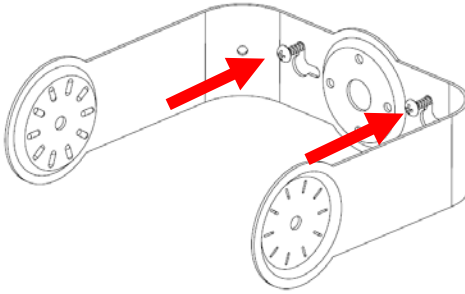
WATTS

The most consistent standards for measuring watts are "Program Power" and "RMS" because these measure average sustained levels. Any low impedance amplifiers with an output of 2 x 10w - 2 x 50w (@ 8 ohms) are suitable for use with these speakers.

NOTE: The power output from an amplifier depends on the number of loudspeakers attached.
8 ohms normally denotes two loudspeakers attached
4 ohms normally denotes four loudspeakers attached

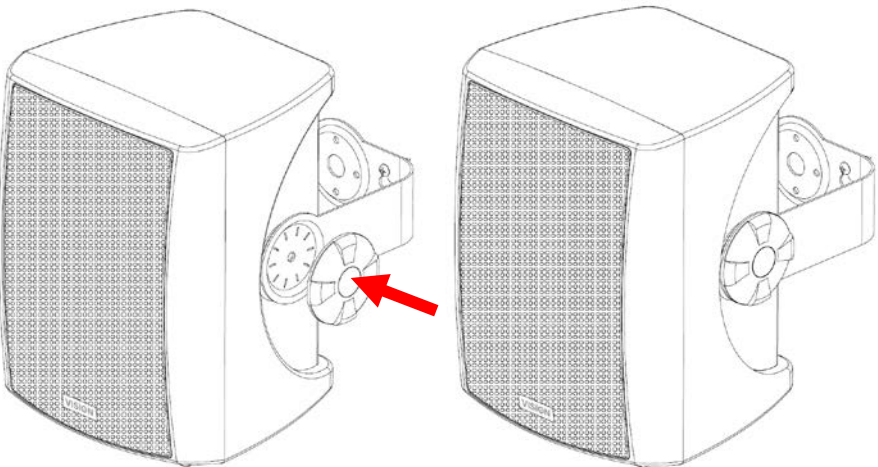
INSTALLATION

1. **FIT BRACKETS TO WALL** Position brackets over load-bearing studs and use appropriate screws to fix brackets to wall or ceiling. Ensure they are level.

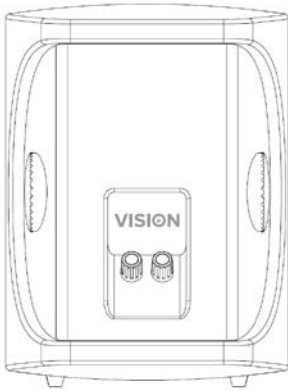


NOTE: Do not position the top of bracket closer than 140mm to cornice.

2. **FIT LOUSPEAKERS TO MOUNTS** Lower loudspeakers onto brackets as shown.



3. **TERMINATE CABLES TO LOUDSPEAKERS** Connect speaker cables from amplifier to screw terminals on rear of loudspeakers. Use unshielded speaker cable with gauge of 0.75mm or higher.



4. **TIGHTEN BRACKET SCREWS** Set desired angle and lock off side screws.

TROUBLESHOOTING

If your system is not operating properly, please refer to the following information. If the problem persists, disconnect from power and contact your AV reseller immediately.

| Problem | Correction |
|--------------------------------|---|
| Sound only coming out one side | <ul style="list-style-type: none"> • Turn off amplifier and switch output connections. If the side changes the amplifier is okay and the fault is with one of the loudspeakers. • Switch input connections and check input cabling. |
| Sound very quiet | <ul style="list-style-type: none"> • Have you used unshielded speaker cables? Use cable with gauge of 0.75mm or higher. Note: Phono or minijack cable is shielded and is not appropriate. |

SPECIFICATIONS

PRODUCT DIMENSIONS: 240 x 178 x 193 mm /9.45" x 7" x 7.6" (length x width x height for each speaker)

PACKAGED DIMENSIONS: 465 x 205 x 270 mm / 18.3" x 8.1" x 10.63"

PRODUCT WEIGHT: 4.2 kg /9.26 lbs (per pair)

PACKAGED WEIGHT: 4.67 kg /10.23 lbs (per pair)

CONSTRUCTION MATERIAL: ABS

COLOUR: White

TECHNICAL DETAILS:

Power Handling: 50 watts (RMS)

Woofers: 5.25"

Tweeter: 0.5" + Piezo 1"

Input Terminals: Binding post

Output Impedance: 8 ohms

Sensitivity: 89dB (1w/1m)

Frequency response: 80Hz-20kHz

ACCESSORIES INCLUDED:

2 x Wall brackets

WARRANTY 2-year return to base

COMPLIANCE: RoHS, WEEE, RCM/CE/LVD/EMC/FCC/IEC

WARRANTY

This product comes with a 2-year return to base warranty, effective from the date of purchase. This warranty applies only to the original purchaser and is not transferable. For the avoidance of doubt, this will be taken from the information held by the appointed national distributor at the point of sale. If the product is DOA (dead on arrival), you have 21 days from purchase date to notify the national distributor via your AV reseller. The liability of the manufacturer and its appointed service company is limited to the cost of repair and/or replacement of the faulty unit under warranty, except for death or injury (EU85/374/EEC). This warranty protects you against the following:

- Failure of any components, including the power supply.
- Damage when the product is first removed from its packaging if reported within 24 hours of purchase.

If you find you do have a problem with this product, you should contact the AV reseller you purchased this product from. The original purchaser is responsible for shipment of the product to the manufacturer's appointed service centre for repair.

We will endeavour to return repaired units within 5 working days, however this may not always be possible, in which case it will be returned as soon as practicably possible. In line with our WEEE commitments, the manufacturer endeavours to replace the faulty parts of the product rather than replacing the whole unit. This warranty does not protect this product against faults caused by abuse, misuse, incorrect installation, unstable or faulty power input, which might be caused by ignoring the guidelines set out in this manual.

LEGAL DISCLAIMER: Because we are committed to improving our products, the details above may change without prior warning. This User Manual is published without warranty and any improvements or changes to the User Manual necessitated by typographical errors, inaccuracies of current information, or improvements to programs and/or equipment, may be made at any time and without notice. Such changes will be incorporated into new editions of the User Manual.